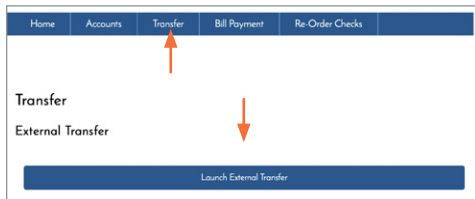


External Transfer

External Transfer Instructions

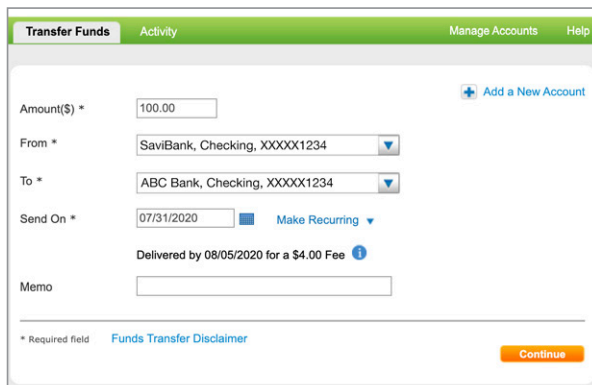
1. Transferring money from one account to another is a necessity from time to time, even from a different institution. To transfer money to or from an external account, start by locating the **Transfer** tab and select the **External Transfer** option. Choose another account or to another person.



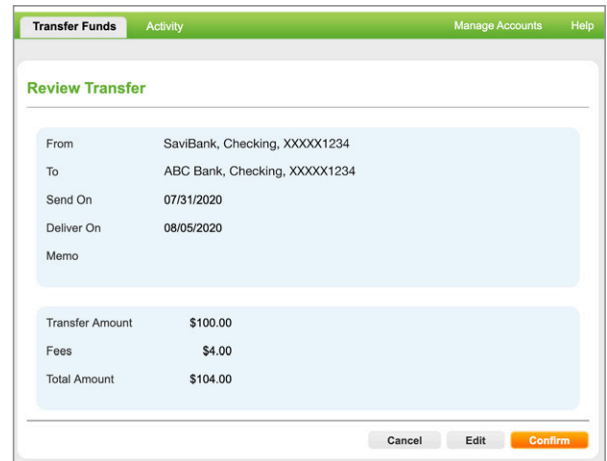
2. Enter the amount to send, which account you want money to transfer from and to, and then select the date of transfer.

Available delivery options will display. Standard delivery (3 days) to a SaviBank account has no fee. Transferring to another financial institution has a \$4.00 fee.

Next day delivery has a \$4.00 fee.



3. Review the confirmation screen and select **Confirm** to continue or **Edit** to make changes.



4. You will receive a transfer confirmation screen which will provide the accounts, amount and date of delivery. From this screen you may also review your transfer history.

